

Signify Classified - Internal
Cooper Lighting Solutions Photometric Lab
1121 Highway 74 South
Peachtree City, GA 30269



Scaled data based on original data using
LM-79-08 Approved Method: Electrical and Photometric Measurements of Solid-
State Lighting Products

Test Report Prepared for
Cooper Lighting Solutions
(formerly Eaton)

Brand: STREETWORKS

Report Number: P870023

Luminaire Tested: **MEM2-HTN-SA-100-840-U-T3-HSS**

Issue Date: 08/21/2024



Test Information

Test Method: LM-79-08
Report Number: P870023
Test Lab: INNOVATION CENTER(G3)
Issue Date: 08/21/2024
Manufacturer: COOPER LIGHTING SOLUTIONS (FORMERLY EATON)
Product Line: STREETWORKS
Catalog Number: MEM2-HTN-SA-100-840-U-T3-HSS
Description: EPIC MODERN TALL HOUSING DISCRETE LED ARRAYS 100W 80CRI 4000K
FIXTURE w/ TYPE III DISTRIBUTION OPTIC AND HOUSE SIDE SHIELD
Light Source: (20) 4000K CCT, 80 CRI LEDS
Ballast/Driver: ELECTRONIC DRIVER

Summary

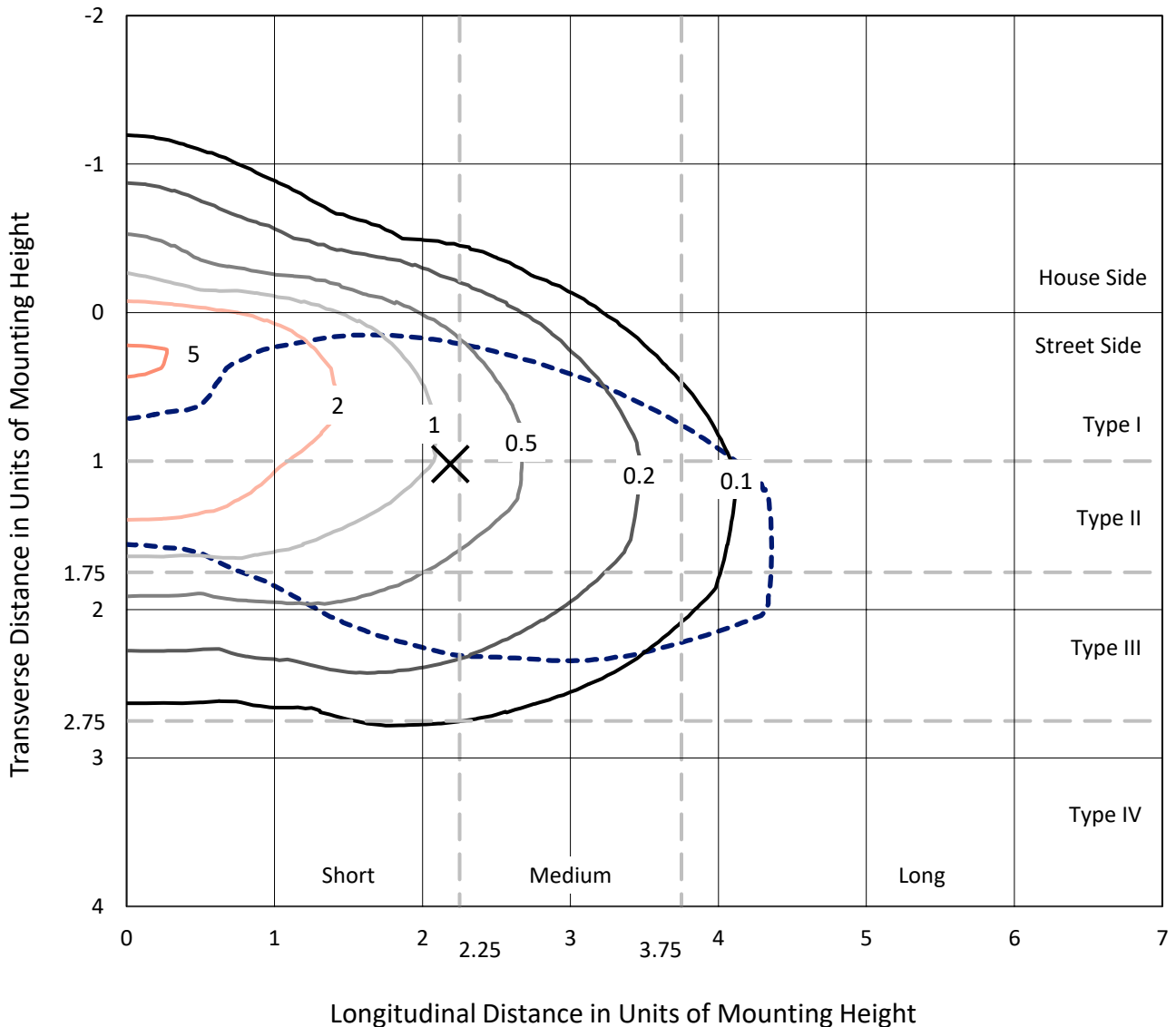
Lumens per Lamp: N/A
Luminaire Lumens: 9123.1 lumens
Efficiency: N/A
Efficacy: 90.3 lumens/watt
Luminous Opening: Rectangular (W 0.67' x L: 0.33' x H: 0')
IES Classification: Type III - Short
BUG Rating: B1 - U0 - G2

Input Watts (W): 101
Input Voltage (V): 120
Input Current (Ain): NR
Voltage Rise (V): NR
Power Factor: 0.99
Total Harmonic Distortion (THDi): 9.45%
Frequency (hertz): 60
Stabilization Time: NR
Operation Time: NR
Ambient Temperature (°C): NR
Test Distance: 24 FT

REPORT NUMBER: P870023
 CATALOG NUMBER: MEM2-HTN-SA-100-840-U-T3-HSS

Iso-Footcandle Lines of Horizontal Illumination

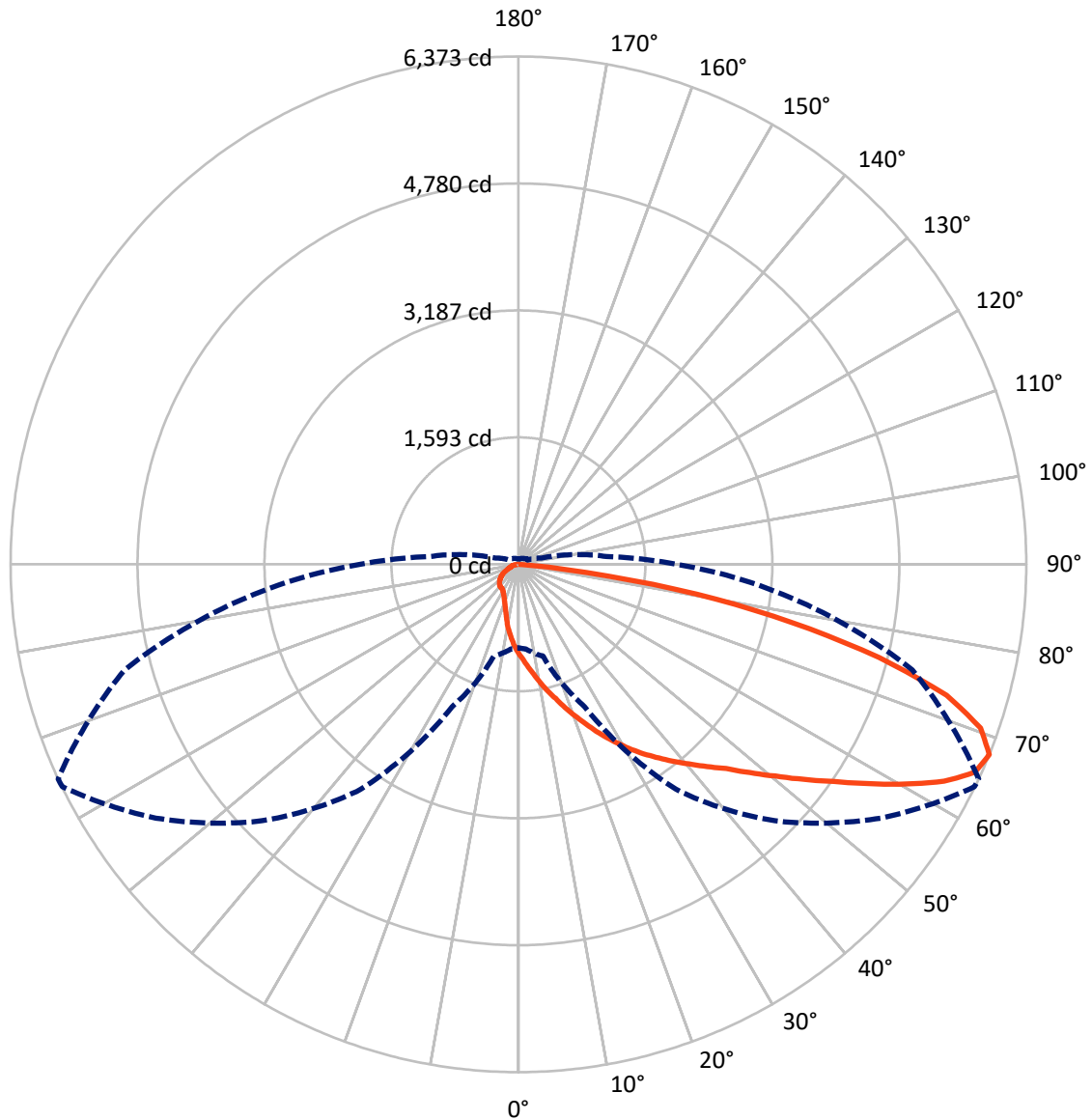
✕ Max cd
 - - - 1/2 Max cd



Based on 20 foot mounting height. Maximum calculated value = 5.2 fc
 Type III - Short - N/A

REPORT NUMBER: P870023
CATALOG NUMBER: MEM2-HTN-SA-100-840-U-T3-HSS

Luminous Intensity Polar Plot



— Vertical Plane Through 65-Deg Lateral - - - Horizontal Cone Through 67.5-Deg Vertical

REPORT NUMBER: P870023
 CATALOG NUMBER: MEM2-HTN-SA-100-840-U-T3-HSS

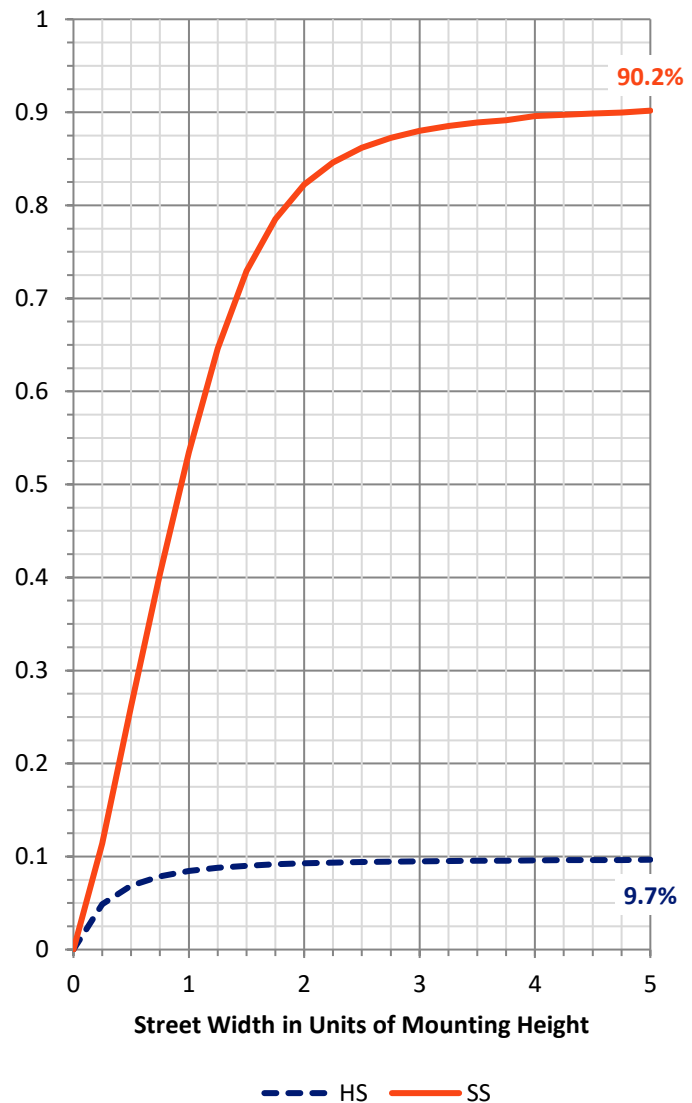
FLUX DISTRIBUTION:

		Downward	Upward	Total
House Side	Lumens	887.9	0.0	887.9
	% Fixture	9.7	0.0	9.7
Street Side	Lumens	8235.1	0.0	8235.1
	% Fixture	90.3	0.0	90.3
Total	Lumens	9123.1	0.0	9123.1
	% Fixture	100.0	0.0	100.0

Coefficient of Utilization

ZONAL LUMENS:

Zone	Lumens	% Fixture
0°-10°	110.3	1.2
10°-20°	366.1	4.0
20°-30°	666.3	7.3
30°-40°	1031.1	11.3
40°-50°	1558.7	17.1
50°-60°	2027.8	22.2
60°-70°	2000.4	21.9
70°-80°	1217.7	13.3
80°-90°	144.7	1.6
90°-100°	0.0	0.0
100°-110°	0.0	0.0
110°-120°	0.0	0.0
120°-130°	0.0	0.0
130°-140°	0.0	0.0
140°-150°	0.0	0.0
150°-160°	0.0	0.0
160°-170°	0.0	0.0
170°-180°	0.0	0.0
0°-90°	9123.1	100.0
0°-180°	9123.1	100.0



REPORT NUMBER: P870023

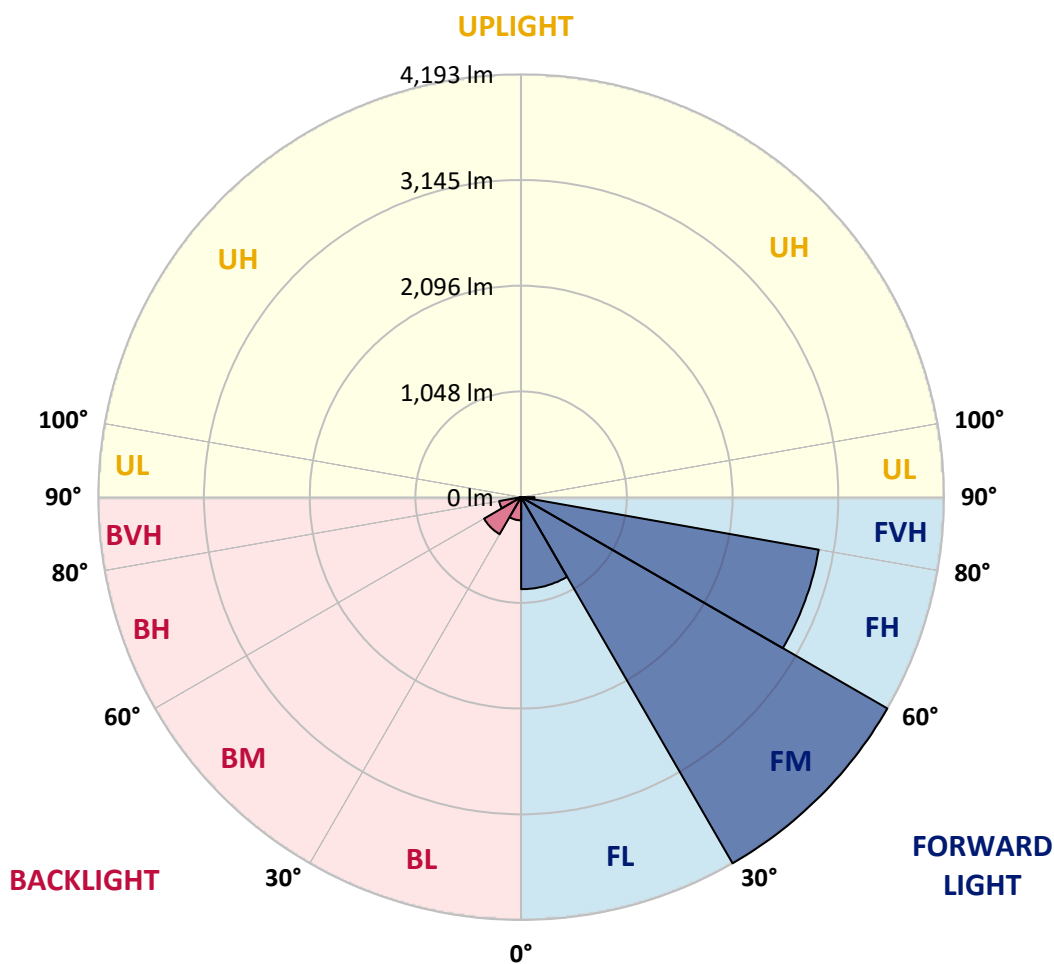
CATALOG NUMBER: MEM2-HTN-SA-100-840-U-T3-HSS

LUMINAIRE CLASSIFICATION SYSTEM LUMEN TABLE AND BUG RATING:

Zone	Lumens	% Fixture	Zone Rating/Lumen Limit		
			B	U	G
FL (0°-30°)	912.9	10.0			
FM (30°-60°)	4193.0	46.0			
FH (60°-80°)	2997.0	32.9			G2/5000
FVH (80°-90°)	132.3	1.5			G2/225
BL (0°-30°)	229.8	2.5	B1/500		
BM (30°-60°)	424.6	4.7	B1/1000		
BH (60°-80°)	221.1	2.4	B1/500		G1/500
BVH (80°-90°)	12.4	0.1			G1/100
UL (90°-100°)	0.0	0.0		U0/0	
UH (100°-180°)	0.0	0.0		U0/0	

BUG Rating: B1-U0-G2

Type III Short





REPORT NUMBER: P870023

CATALOG NUMBER: MEM2-HTN-SA-100-840-U-T3-HSS

CANDELA DISTRIBUTION (FULL):

	0°	5°	15°	25°	35°	45°	55°	64°	65°	75°	85°
0°	1127.3	1127.3	1127.3	1127.3	1127.3	1127.3	1127.3	1127.3	1127.3	1127.3	1127.3
2.5°	1317.4	1307.0	1314.8	1296.5	1275.7	1260.1	1228.9	1202.8	1200.2	1174.2	1145.5
5°	1569.9	1536.1	1538.7	1502.2	1458.0	1411.1	1361.6	1296.5	1296.5	1234.1	1169.0
7.5°	1796.4	1791.2	1767.8	1710.5	1658.4	1585.5	1494.4	1411.1	1392.9	1296.5	1195.0
10°	2015.1	2007.3	1986.5	1942.2	1853.7	1773.0	1658.4	1533.5	1510.0	1372.0	1226.2
12.5°	2189.5	2192.1	2168.7	2132.3	2054.2	1957.8	1806.8	1650.6	1629.8	1444.9	1257.5
15°	2343.1	2340.5	2335.3	2304.1	2228.6	2140.1	1963.0	1780.8	1746.9	1523.0	1288.7
17.5°	2460.3	2455.1	2444.7	2418.7	2382.2	2296.3	2127.1	1918.8	1890.1	1614.2	1325.2
20°	2494.2	2491.5	2491.5	2509.8	2494.2	2442.1	2291.1	2062.0	2030.7	1710.5	1374.6
22.5°	2556.6	2554.0	2551.4	2569.7	2580.1	2574.9	2444.7	2207.8	2179.1	1822.4	1437.1
25°	2637.3	2632.1	2624.3	2642.6	2655.6	2686.8	2598.3	2379.6	2345.8	1952.6	1499.6
27.5°	2744.1	2749.3	2738.9	2736.3	2736.3	2754.5	2733.7	2533.2	2502.0	2077.6	1572.5
30°	2884.7	2892.5	2874.3	2861.2	2837.8	2835.2	2840.4	2705.0	2660.8	2213.0	1648.0
32.5°	3022.7	3030.5	3020.1	3001.8	2942.0	2918.5	2939.4	2850.8	2822.2	2361.4	1744.3
35°	3134.6	3152.8	3152.8	3116.4	3033.1	3020.1	3053.9	2994.0	2973.2	2535.8	1858.9
37.5°	3285.6	3296.0	3285.6	3217.9	3113.8	3129.4	3181.5	3145.0	3132.0	2723.3	1994.3
40°	3608.5	3621.5	3553.8	3392.4	3225.7	3244.0	3335.1	3314.3	3293.4	2908.1	2119.2
42.5°	4058.9	4027.6	4014.6	3655.3	3397.6	3387.2	3501.7	3473.1	3470.5	3095.6	2233.8
45°	4355.7	4366.1	4301.0	3959.9	3759.5	3564.2	3686.6	3676.1	3655.3	3285.6	2371.8
47.5°	4561.3	4537.9	4376.5	4212.5	4251.5	3795.9	3892.2	3918.3	3905.2	3501.7	2541.0
50°	4647.2	4623.8	4517.1	4407.7	4454.6	4061.5	4103.1	4189.0	4176.0	3720.4	2684.2
52.5°	4540.5	4511.9	4519.7	4548.3	4524.9	4269.7	4363.5	4498.8	4483.2	3975.5	2850.8
55°	3861.0	3936.5	4228.1	4519.7	4511.9	4428.6	4642.0	4839.9	4808.7	4241.1	2994.0
57.5°	3113.8	3155.4	3525.1	4314.0	4470.2	4561.3	4959.7	5204.4	5194.0	4506.7	3124.2
60°	2475.9	2520.2	2801.4	3887.0	4373.9	4699.3	5285.1	5607.9	5597.5	4774.8	3217.9
62.5°	1968.2	1968.2	2218.2	3272.6	4189.0	4780.0	5542.9	6014.1	5995.9	4990.9	3241.4
65°	1416.3	1434.5	1622.0	2632.1	3889.6	4759.2	5667.8	6303.1	6292.7	5113.3	3191.9
67.5°	1046.6	1067.4	1192.4	1973.5	3447.0	4550.9	5553.3	6368.2	6373.4	5115.9	3030.5
70°	817.5	822.7	916.4	1372.0	2824.8	4087.5	5123.7	6152.1	6152.1	4988.3	2791.0
72.5°	622.2	627.4	708.2	934.7	2080.2	3379.3	4480.6	5579.3	5618.4	4649.8	2436.9
75°	481.6	492.1	546.7	671.7	1304.4	2403.0	3681.3	4569.1	4675.9	3993.8	2007.3
77.5°	372.3	382.7	427.0	492.1	760.2	1481.4	2587.9	3415.8	3512.1	3145.0	1549.1
80°	299.4	304.6	333.2	369.7	460.8	762.8	1580.3	2244.2	2272.9	2137.5	1025.8
82.5°	138.0	148.4	179.6	203.1	229.1	354.1	674.3	830.5	867.0	848.7	421.8
85°	15.6	15.6	18.2	20.8	23.4	36.4	46.9	41.7	41.7	49.5	44.3
87.5°	0.0	0.0	0.0	2.6	5.2	5.2	7.8	7.8	7.8	7.8	7.8
90°	0.0	0.0	0.0	0.0	0.0	0.0	0.0	0.0	0.0	0.0	0.0



REPORT NUMBER: P870023

CATALOG NUMBER: MEM2-HTN-SA-100-840-U-T3-HSS

CANDELA DISTRIBUTION (continued):

	90°	95°	105°	115°	125°	135°	145°	155°	165°	175°	180°
0°	1127.3	1127.3	1127.3	1127.3	1127.3	1127.3	1127.3	1127.3	1127.3	1127.3	1127.3
2.5°	1129.9	1111.7	1077.8	1049.2	1023.2	997.1	984.1	952.9	945.1	950.3	932.1
5°	1135.1	1098.7	1028.4	963.3	908.6	856.6	812.3	765.4	755.0	739.4	731.6
7.5°	1142.9	1088.3	978.9	877.4	794.1	718.6	663.9	627.4	598.8	591.0	588.4
10°	1153.4	1075.2	924.2	796.7	682.1	604.0	554.5	528.5	518.1	510.3	512.9
12.5°	1161.2	1062.2	872.2	705.5	593.6	523.3	499.9	479.0	473.8	471.2	471.2
15°	1171.6	1049.2	809.7	624.8	518.1	476.4	453.0	445.2	445.2	442.6	442.6
17.5°	1184.6	1038.8	757.6	562.4	473.8	434.8	424.4	414.0	414.0	414.0	411.4
20°	1210.6	1033.6	710.8	510.3	434.8	408.7	393.1	385.3	382.7	380.1	380.1
22.5°	1236.7	1033.6	658.7	471.2	408.7	380.1	364.5	356.7	354.1	354.1	354.1
25°	1273.1	1031.0	617.0	437.4	385.3	351.5	335.9	328.0	322.8	322.8	320.2
27.5°	1314.8	1031.0	580.6	411.4	359.3	325.4	307.2	299.4	291.6	291.6	289.0
30°	1356.4	1036.2	549.3	390.5	333.2	302.0	278.6	268.2	263.0	260.3	260.3
32.5°	1411.1	1051.8	528.5	374.9	309.8	278.6	255.1	244.7	239.5	236.9	236.9
35°	1494.4	1090.9	531.1	367.1	294.2	257.7	234.3	221.3	218.7	218.7	216.1
37.5°	1582.9	1127.3	538.9	361.9	278.6	242.1	218.7	205.7	203.1	203.1	203.1
40°	1658.4	1158.6	549.3	359.3	265.6	226.5	205.7	195.3	190.1	190.1	190.1
42.5°	1733.9	1176.8	551.9	351.5	257.7	213.5	195.3	184.8	179.6	182.2	182.2
45°	1809.4	1189.8	544.1	341.1	249.9	203.1	184.8	174.4	169.2	169.2	169.2
47.5°	1900.6	1218.4	531.1	325.4	244.7	195.3	174.4	164.0	161.4	161.4	161.4
50°	1991.7	1241.9	520.7	307.2	231.7	184.8	166.6	153.6	151.0	151.0	151.0
52.5°	2067.2	1252.3	507.7	283.8	218.7	174.4	156.2	143.2	138.0	138.0	138.0
55°	2124.5	1254.9	489.5	265.6	200.5	164.0	145.8	132.8	127.6	125.0	125.0
57.5°	2171.3	1252.3	471.2	247.3	184.8	151.0	132.8	122.4	114.6	112.0	112.0
60°	2197.4	1244.5	445.2	223.9	164.0	138.0	122.4	109.3	104.1	101.5	101.5
62.5°	2181.7	1223.6	408.7	187.5	148.4	125.0	112.0	101.5	93.7	91.1	91.1
65°	2108.8	1182.0	361.9	153.6	132.8	112.0	101.5	91.1	80.7	78.1	78.1
67.5°	1981.3	1111.7	299.4	130.2	122.4	101.5	91.1	80.7	72.9	67.7	67.7
70°	1804.2	1018.0	234.3	112.0	109.3	93.7	83.3	72.9	65.1	59.9	59.9
72.5°	1551.7	864.4	174.4	96.3	96.3	85.9	75.5	67.7	59.9	54.7	54.7
75°	1254.9	653.5	132.8	88.5	85.9	78.1	67.7	59.9	54.7	49.5	49.5
77.5°	916.4	434.8	109.3	80.7	80.7	70.3	62.5	54.7	49.5	46.9	46.9
80°	557.1	249.9	78.1	62.5	62.5	59.9	52.1	46.9	44.3	39.1	36.4
82.5°	226.5	96.3	41.7	31.2	31.2	28.6	18.2	15.6	15.6	15.6	13.0
85°	23.4	15.6	10.4	7.8	7.8	7.8	5.2	5.2	5.2	5.2	5.2
87.5°	7.8	7.8	5.2	5.2	5.2	5.2	2.6	2.6	2.6	2.6	2.6
90°	0.0	0.0	0.0	0.0	0.0	0.0	0.0	0.0	0.0	0.0	0.0

LM-79-2019: Approved Method: Electrical and Photometric Measurements of Solid-
State Lighting Products

Report Prepared for

Cooper Lighting Solutions

Streetworks

Report Number: SP1-2407-157-8

Test Date: 09/05/2024

Luminaire Tested: MEM2-HTN-SA-30-840-U-5WQ

Data in this report applies to families of products including MEM2-HTN-SA-30-840-U-5WQ

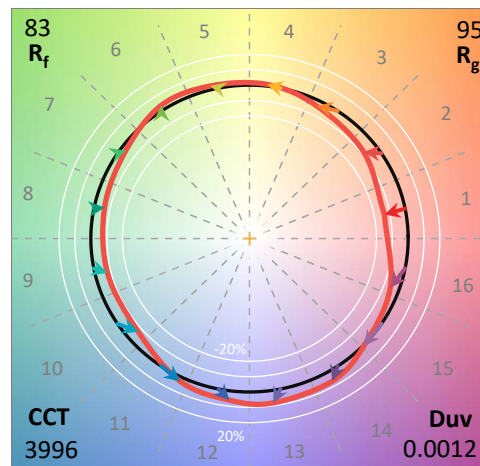
Test Information

Test Method: LM-79-2019
 Report Number: SP1-2407-157-8
 Test Lab: COOPER LIGHTING SOLUTIONS
 Photometer: SP1 - 76IN SPHERE
 Measurement Geometry: 4π
 Issue Date: 09/05/2024
 Manufacturer: COOPER LIGHTING SOLUTIONS
 Product Line: Streetworks
 Catalog Number: **MEM2-HTN-SA-30-840-U-5WQ**
 Description: Epic Modern Light Square 30W 5WQ Optic

Spectral Parameters

CCT (K): 3996
 CIE u': 0.2245
 CIE v': 0.5031
 Duv: 0.0012
 CIE x: 0.3815
 CIE y: 0.3799
 CIE z: 0.2386
 Peak Wavelength (nm): 449
 Dominant Wavelength (nm): 578
 Purity: 28.49233
 Rf: 82.6
 Rg: 95.1

CRI (Ra):	80.6		
R1:	78.1	R9:	-5.8
R2:	87.1	R10:	70.3
R3:	94.5	R11:	78.7
R4:	79.7	R12:	60.5
R5:	78.7	R13:	80.2
R6:	82.7	R14:	97.2
R7:	84.3	R15:	70.6
R8:	59.5		



Test Conditions

Stabilization Time: 29M
 Operation Time: 1H 29M
 Sphere Temperature (°C): 24.3

REPORT NUMBER: SP1-2407-157-8

Measurement and Test Equipment			
Instrument	Identification Number	Calibration Date	Calibration Due Date
Photometer	IN0058	6/18/2024	12/18/2024
Power Meter	INXT2011004	2/8/2024	2/8/2025
AC Power Source	IN0063	10/24/2023	10/24/2024
DC Power Source	IN0208	10/24/2023	10/24/2024
Sphere Thermometer	IN0085	10/24/2023	10/24/2024
Room Thermometer	IN0046	10/24/2023	10/24/2024

REPORT NUMBER: SP1-2407-157-8

CIE 1931 Chromaticity Diagram



CIE 1931 Chromaticity Diagram with 2017 ANSI 7-Step and 4-Step Quadrangles



Point lies inside the ANSI 4000K 4-step quadrangle

REPORT NUMBER: SP1-2407-157-8

Photopic Flux vs. Wavelength



Photopic Lumens: NR

λ (nm)	Power W [^] /nm	Lumens (ϕ /nm)	λ (nm)	Power W [^] /nm	Lumens (ϕ /nm)	λ (nm)	Power W [^] /nm	Lumens (ϕ /nm)	λ (nm)	Power W [^] /nm	Lumens (ϕ /nm)	λ (nm)	Power W [^] /nm	Lumens (ϕ /nm)
360	0	NR	490	289	NR	620	725	NR	750	17	NR	880	0	NR
365	0	NR	495	351	NR	625	673	NR	755	15	NR	885	0	NR
370	0	NR	500	414	NR	630	619	NR	760	13	NR	890	0	NR
375	0	NR	505	470	NR	635	562	NR	765	11	NR	895	0	NR
380	0	NR	510	513	NR	640	506	NR	770	9	NR	900	0	NR
385	0	NR	515	546	NR	645	452	NR	775	8	NR	905	0	NR
390	0	NR	520	571	NR	650	400	NR	780	7	NR	910	0	NR
395	1	NR	525	592	NR	655	352	NR	785	6	NR	915	0	NR
400	3	NR	530	606	NR	660	307	NR	790	5	NR	920	0	NR
405	6	NR	535	624	NR	665	267	NR	795	4	NR	925	0	NR
410	12	NR	540	642	NR	670	231	NR	800	4	NR	930	0	NR
415	22	NR	545	663	NR	675	199	NR	805	3	NR	935	0	NR
420	44	NR	550	686	NR	680	171	NR	810	3	NR	940	0	NR
425	83	NR	555	713	NR	685	146	NR	815	2	NR	945	0	NR
430	150	NR	560	745	NR	690	125	NR	820	2	NR	950	0	NR
435	267	NR	565	774	NR	695	106	NR	825	2	NR	955	0	NR
440	466	NR	570	806	NR	700	90	NR	830	1	NR	960	0	NR
445	804	NR	575	835	NR	705	76	NR	835	1	NR	965	0	NR
450	1000	NR	580	858	NR	710	65	NR	840	1	NR	970	0	NR
455	715	NR	585	875	NR	715	55	NR	845	1	NR	975	0	NR
460	492	NR	590	884	NR	720	47	NR	850	1	NR	980	0	NR
465	402	NR	595	880	NR	725	40	NR	855	1	NR	985	0	NR
470	288	NR	600	868	NR	730	34	NR	860	1	NR	990	0	NR
475	226	NR	605	844	NR	735	28	NR	865	1	NR	995	0	NR
480	227	NR	610	814	NR	740	24	NR	870	0	NR	1000	0	NR
485	248	NR	615	771	NR	745	20	NR	875	0	NR			

REPORT NUMBER: SP1-2407-157-8

Scotopic Flux vs. Wavelength



Scotopic Lumens: NR

S/P: 1.66

λ (nm)	Power W [^] /nm	Lumens (φ/nm)	λ (nm)	Power W [^] /nm	Lumens (φ/nm)	λ (nm)	Power W [^] /nm	Lumens (φ/nm)	λ (nm)	Power W [^] /nm	Lumens (φ/nm)	λ (nm)	Power W [^] /nm	Lumens (φ/nm)
360	0	NR	490	289	NR	620	725	NR	750	17	NR	880	0	NR
365	0	NR	495	351	NR	625	673	NR	755	15	NR	885	0	NR
370	0	NR	500	414	NR	630	619	NR	760	13	NR	890	0	NR
375	0	NR	505	470	NR	635	562	NR	765	11	NR	895	0	NR
380	0	NR	510	513	NR	640	506	NR	770	9	NR	900	0	NR
385	0	NR	515	546	NR	645	452	NR	775	8	NR	905	0	NR
390	0	NR	520	571	NR	650	400	NR	780	7	NR	910	0	NR
395	1	NR	525	592	NR	655	352	NR	785	6	NR	915	0	NR
400	3	NR	530	606	NR	660	307	NR	790	5	NR	920	0	NR
405	6	NR	535	624	NR	665	267	NR	795	4	NR	925	0	NR
410	12	NR	540	642	NR	670	231	NR	800	4	NR	930	0	NR
415	22	NR	545	663	NR	675	199	NR	805	3	NR	935	0	NR
420	44	NR	550	686	NR	680	171	NR	810	3	NR	940	0	NR
425	83	NR	555	713	NR	685	146	NR	815	2	NR	945	0	NR
430	150	NR	560	745	NR	690	125	NR	820	2	NR	950	0	NR
435	267	NR	565	774	NR	695	106	NR	825	2	NR	955	0	NR
440	466	NR	570	806	NR	700	90	NR	830	1	NR	960	0	NR
445	804	NR	575	835	NR	705	76	NR	835	1	NR	965	0	NR
450	1000	NR	580	858	NR	710	65	NR	840	1	NR	970	0	NR
455	715	NR	585	875	NR	715	55	NR	845	1	NR	975	0	NR
460	492	NR	590	884	NR	720	47	NR	850	1	NR	980	0	NR
465	402	NR	595	880	NR	725	40	NR	855	1	NR	985	0	NR
470	288	NR	600	868	NR	730	34	NR	860	1	NR	990	0	NR
475	226	NR	605	844	NR	735	28	NR	865	1	NR	995	0	NR
480	227	NR	610	814	NR	740	24	NR	870	0	NR	1000	0	NR
485	248	NR	615	771	NR	745	20	NR	875	0	NR			

REPORT NUMBER: SP1-2407-157-8

Melanopic Flux vs. Wavelength



Melanopic Lumens: NR

M/P: 3.37

λ (nm)	Power W [^] /nm	Lumens (φ/nm)	λ (nm)	Power W [^] /nm	Lumens (φ/nm)	λ (nm)	Power W [^] /nm	Lumens (φ/nm)	λ (nm)	Power W [^] /nm	Lumens (φ/nm)	λ (nm)	Power W [^] /nm	Lumens (φ/nm)
360	0	NR	490	289	NR	620	725	NR	750	17	NR	880	0	NR
365	0	NR	495	351	NR	625	673	NR	755	15	NR	885	0	NR
370	0	NR	500	414	NR	630	619	NR	760	13	NR	890	0	NR
375	0	NR	505	470	NR	635	562	NR	765	11	NR	895	0	NR
380	0	NR	510	513	NR	640	506	NR	770	9	NR	900	0	NR
385	0	NR	515	546	NR	645	452	NR	775	8	NR	905	0	NR
390	0	NR	520	571	NR	650	400	NR	780	7	NR	910	0	NR
395	1	NR	525	592	NR	655	352	NR	785	6	NR	915	0	NR
400	3	NR	530	606	NR	660	307	NR	790	5	NR	920	0	NR
405	6	NR	535	624	NR	665	267	NR	795	4	NR	925	0	NR
410	12	NR	540	642	NR	670	231	NR	800	4	NR	930	0	NR
415	22	NR	545	663	NR	675	199	NR	805	3	NR	935	0	NR
420	44	NR	550	686	NR	680	171	NR	810	3	NR	940	0	NR
425	83	NR	555	713	NR	685	146	NR	815	2	NR	945	0	NR
430	150	NR	560	745	NR	690	125	NR	820	2	NR	950	0	NR
435	267	NR	565	774	NR	695	106	NR	825	2	NR	955	0	NR
440	466	NR	570	806	NR	700	90	NR	830	1	NR	960	0	NR
445	804	NR	575	835	NR	705	76	NR	835	1	NR	965	0	NR
450	1000	NR	580	858	NR	710	65	NR	840	1	NR	970	0	NR
455	715	NR	585	875	NR	715	55	NR	845	1	NR	975	0	NR
460	492	NR	590	884	NR	720	47	NR	850	1	NR	980	0	NR
465	402	NR	595	880	NR	725	40	NR	855	1	NR	985	0	NR
470	288	NR	600	868	NR	730	34	NR	860	1	NR	990	0	NR
475	226	NR	605	844	NR	735	28	NR	865	1	NR	995	0	NR
480	227	NR	610	814	NR	740	24	NR	870	0	NR	1000	0	NR
485	248	NR	615	771	NR	745	20	NR	875	0	NR			

Summary

$R_f = 82.6$
 $R_g = 95.1$
 CIE $R_a = 80.6$
 $R_9 = -5.8$



Color Vector Graphics



Individual Sample Fidelity Index ($R_{f,i}$)

CES01 = 85	CES26 = 79	CES51 = 94	CES76 = 72
CES02 = 61	CES27 = 93	CES52 = 94	CES77 = 82
CES03 = 31	CES28 = 90	CES53 = 88	CES78 = 71
CES04 = 69	CES29 = 83	CES54 = 89	CES79 = 91
CES05 = 48	CES30 = 95	CES55 = 88	CES80 = 88
CES06 = 50	CES31 = 86	CES56 = 84	CES81 = 80
CES07 = 40	CES32 = 78	CES57 = 84	CES82 = 95
CES08 = 39	CES33 = 90	CES58 = 84	CES83 = 95
CES09 = 29	CES34 = 85	CES59 = 90	CES84 = 90
CES10 = 74	CES35 = 92	CES60 = 91	CES85 = 78
CES11 = 57	CES36 = 85	CES61 = 87	CES86 = 73
CES12 = 63	CES37 = 91	CES62 = 87	CES87 = 83
CES13 = 42	CES38 = 95	CES63 = 84	CES88 = 86
CES14 = 74	CES39 = 98	CES64 = 78	CES89 = 76
CES15 = 71	CES40 = 94	CES65 = 75	CES90 = 87
CES16 = 46	CES41 = 98	CES66 = 75	CES91 = 72
CES17 = 49	CES42 = 92	CES67 = 73	CES92 = 62
CES18 = 56	CES43 = 88	CES68 = 77	CES93 = 78
CES19 = 71	CES44 = 99	CES69 = 82	CES94 = 60
CES20 = 65	CES45 = 93	CES70 = 72	CES95 = 70
CES21 = 86	CES46 = 90	CES71 = 67	CES96 = 82
CES22 = 78	CES47 = 95	CES72 = 89	CES97 = 90
CES23 = 91	CES48 = 84	CES73 = 65	CES98 = 84
CES24 = 90	CES49 = 89	CES74 = 93	CES99 = 73
CES25 = 71	CES50 = 94	CES75 = 69	



Color Rendition by Hue-Angle Bin



Measure Comparisons



(END OF REPORT)